




**3rd Intensive IDKD Course in Greece
Excellence in Teaching**



Diseases of the Brain, Head and Neck, Spine

September 30 – October 3, 2010
Anavyssos (Sounion, near Athens)

**An Interactive Course in Diagnostic Imaging
Program**

GE Healthcare

BETTER HEALTH FOR MORE PEOPLE.

It's what people all over the world want.
And GE is here to help.
With ultrasound technology that fits in your palm.
Electronic medical records.
Portable ultrasound machines.
And \$3 billion invested in healthcare innovations.
Better health for more people.
We call it healthymagination.
We're just getting started.



GE imagination at work

healthymagination.com

© 2010 General Electric Company.



Table of Contents

Concept – CME Accreditation	2
Organisation	3
General Information	4
Faculty Addresses	6
Scientific Program	
– Highlight Lectures	8
– Practical Workshops	8
– Workshops	9
Program Overview	10
Venue – Travel – Accommodation	12
Social Program	13
Daily Tours	14
Special IDKD Tours	16
Acknowledgements	18
Future IDKD Courses	20

IDKD offers
interactive teaching
workshops presented
by a highly qualified
International Faculty.

General Concept

IDKD – International Diagnostic Course Davos – offers interactive teaching workshops presented by a highly qualified International Faculty. IDKD courses are organ-based with annually changing topics: Chest & Heart – Abdomen – Musculoskeletal – Brain, Head & Neck, Spine.

For the first time, IDKD GREECE 2010 will be run as an intensive course, featuring 16 different workshops spread over 3½ days, covering imaging of important diseases of the brain, head, neck, and spine.

Workshops

The course offers workshops covering the imaging approach to brain, head and neck, and spine diseases using an interactive teaching program. Participants are divided in groups of approx. 50 students. They will rotate through all the workshops during 3½ days, Thursday morning through Sunday noon. Typically, a workshop consists of some introductory remarks by the teacher, self-study of the case material for 15–20 minutes and discussion of the cases with the teacher in the remaining time. The case-viewing is supported by a special software, uniquely developed for IDKD and drawing from extensive experience with electronic teaching as accumulated by IDKD over the last years. Teachers can easily be approached during breaks to individually discuss unsolved problems.

For the first time, participants can bring their own laptops (PC or Mac) to the workshops for case viewing and will get pdf files of the cases on a USB stick. In addition, the teachers will present their cases in a video loop on the classroom VCR projector.

Highlight Lectures and Practical Workshops

In addition to the teaching program “hot topics” in radiology, new developments and overviews including interventional techniques will be discussed in highlight lectures and demonstrated during practical workshops presented by experts.

Syllabus

The IDKD Syllabus produced for the Davos course is included in the registration fee. It is professionally printed on more than 250 pages and gives an overview of current imaging of diseases of the brain, head and neck, and spine.

IDKD Online Cases

Participants will receive a login and password allowing online access to more than 80 well-documented teaching cases stored in the IDKD online database.

CME Credits

The 3rd Intensive IDKD Course in Greece was granted 21 European CME credits (ECMEC) by the European Accreditation Council for Continuing Medical Education (EACCME). The European EACCME credit system is recognized by the AMA. The credit points of IDKD can also be claimed by North American radiologists as CME points.



Exhibition

Imaging Industries and a bookshop will present their products and innovations and give expert advice.



Directors

Juerg Hodler, Zurich
Gustav K. von Schulthess, Zurich
Christoph L. Zollikofer, Kilchberg (Zurich)

International Advisor

Pierre Schnyder, Lausanne

Local Board

Athassios Dimitriadis, Thessaloniki
Ioannis Fezoulidis, Larissa
Dimitrios Kelekis, Athens, Chairman
Nikolaos Kelekis, Athens
Dimitrios Siablis, Patras
Konstantinos Tsampoulas, Ioannina

Case Editor

Krisztina Baráth-Schiller, Zurich

Foundation for the Advancement of Education in Medical Radiology

Adolf E. Kammerer, Zurich, Chairman
Thomas Kehl, Davos
Brigit Läubli, Zurich
Walter Weder, Zurich
Christoph L. Zollikofer, Kilchberg (Zurich)

Course Management

IDKD – MCI Zurich Office
CH-8152 Zurich-Glattbrugg, Switzerland
Phone: +41 (0) 44 809 42 80
Fax: +41 (0) 44 809 42 01
E-Mail: info@idkd.org
Web: www.idkd.org

General Information

Registration

Registrations are accepted online at www.idkd.org.

Registration Fees (in €)

Registration fees include: full teaching program, course syllabus, two luncheons, all coffee breaks and the welcome reception.

	Regular	Residents
Early (before July 1):	€ 590.00	€ 380.00
Standard (before Sept 1):	€ 690.00	€ 530.00
Late (after Sept 1):	€ 780.00	€ 680.00

Important: All residents must show proof of their resident status within 5 days of registering online.

Payments

Credit Cards: Visa or Eurocard/Mastercard
Bank: UBS AG, CH-8098 Zurich
Account nr. 251-964156.61X (EUR)
Clearing: 251
Swift: UBSWCHZH80A
IBAN: CH920025125196415661X
Reference: SFAMR

Cancellation Policy

Written notification is required for cancellations and changes.

Refunds: 80% before July 1, 2010; 50% before August 30, 2010. No refunds thereafter.

Cancellation of the IDKD Course

Course fees will be reimbursed in case of cancellation of the IDKD Course due to other reasons than war, warlike events, acts of terrorism or epidemics, in which case only a proportional part would be refundable.

Confirmation of Registration

Online registrations will be automatically confirmed.

Course Badge

After successful registration, your personal course badge and further information will be sent to the address indicated on the registration form by beginning of September 2010. The badge is personal and is your admission card to the course. Do not forget it! Do not lose it! In case of loss, a replacement badge will be provided at an administrative charge of € 50.00.

Disclaimer

The IDKD and the Course Management cannot accept liability for the acts of any suppliers to this meeting nor for the safety of attendees while in transit to or from this event. All participants are strongly advised to carry sufficient travel and health insurance, as the IDKD cannot accept liability for any accidents or injuries that may occur.

Course Management

IDKD – MCI Zurich Office,
Zurich-Glattbrugg, Switzerland
Phone: +41 (0)44 809 42 80
Fax: +41 (0)44 809 42 01
E-Mail: info@idkd.org
Web: www.idkd.org

Course Office

Opening Hours

Thursday, September 30, 2010: 08.00–19.30

Sunday, October 3, 2010: 07.00–14.00

All other days: 30 minutes before the start of the morning workshop until 30 minutes after the end of the last session.

Program Changes

Information and times mentioned in this document may be subject to change at a short notice. Updated information will be published on www.idkd.org.

Coffee and Lunch Breaks

Coffee and soft drinks will be offered and served during morning- and afternoon intermissions in the lobbies of the Plaza Resort Hotel and the Eden Beach Hotel. Friday and Saturday luncheons are included in the registration fee. Individual lunches are available at the two restaurants (buffet or à la carte) at the Plaza Resort Hotel.

IDKD on the Internet

Visit our website at www.idkd.org. Information is regularly updated.

Exhibition

An industrial exhibition of selected imaging industries will present relevant technical information and expert advice. Meet the representatives of leading companies and discuss recent advances of imaging technology.



Main Sponsors



Faculty Addresses

A

Maria Argyropoulou, MD

University of Ioannina
Medical Department
P.O. Box 1186
GR-45110 Ioannina
margyrop@cc.uoi.gr

B

Minerva Becker, MD

Geneva University Hospital
Department of Radiology
Rue Micheli-du-Crest 24
CH-1211 Genève
minerva.becker@hcuge.ch

Mark A. Van Buchem, MD

Leiden University Medical Center
Neuroradiology
P.O. Box 9600
NL-2300 RC Leiden
m.a.van_buchem@lumc.nl

C

Jan W. Casselman, MD

AZ St-Jan Brugge AV
Department of Radiology
Ruddershove 10
BE-8000 Brugge
jan.casselman@azbrugge.be

D

Marinos Dalakas, MD

Medical School of Athens
Pathologic Physiology Lab
75 Mikras Asias street
GR-11528 Athens
mdalakas@med.uoa.gr

Antonios Drevelegas, MD

25 Nikis street
GR-55236 Panorama Thessalonikis
adrev@med.auth.gr

F

Dimirios Filippiadis, MD

Evgenidion University Hospital
20 Papadiamantopoulou street
GR-11528 Athens
dfilippiadis@yahoo.gr

Adam Flanders, MD

Thomas Jefferson University Hospital
Neuroradiology Suite 1072
Main Building
US-Philadelphia, PA 19107
adam.flanders@jefferson.edu

G

Athanasios Gouliamos, MD

Aretaio University Hospital
70 Vasilias Sofias Avenue
GR-11528 Athens
agouliam@med.uoa.gr

K

Eftychia Kapsalaki, MD

University Hospital of Larissa
Department of Radiology
GR-41110 Larissa
ekapsal@med.uth.gr

Alexios Kelekis, MD

Attikon Hospital
2nd Department of Radiology
Rimini 1 Haidari
GR-18547.00 Athens
akelekis@cc.uoa.gr

Edmond A. Knopp, MD

NYU Medical Center
Radiology & Neurosurgery
US-New York, NY 10016
edmond.knopp@nyumc.org

Kelly K. Koeller, MD

Mayo Clinic
Department of Radiology
200 First street SW
US-Rochester, MN 55905
Koeller.Kelly@mayo.edu

Walter Kucharczyk, MD

University of Toronto
Department of Medical Imaging
150 College street
Room 127
CA-Toronto, Ontario M5S 1A8
w.kucharczyk@utoronto.ca

L

Nikolaos Liasis, MD

26 Efessou street
GR-15669 Papagou/Athens
nikos.liasis@euromedic.gr

Laurie A. Loevner, MD

Hospital of University of Pennsylvania
Radiology/Neuroradiology
3400 Spruce street
Ground Floor Founders Bldg.
US-Philadelphia, PA 19104
loevner@oasis.rad.upenn.edu

M

George Magkoufis, MD

Evgenidion University Hospital
20 Papadiamantopoulou street
GR-11528 Athens
magoufisgeorge1@me.com

P

Paul M. Parizel, MD

University Hospital Antwerp
Department of Radiology
Wilrijkstraat 10
BE-2650 Antwerp
paul.parizel@uza.be

Maria S. Grammenou Pomoni, MD

Evgenidion University Hospital
20 Papadiamantopoulou street
GR-11528 Athens
marypomoni@gmail.com

V

Antonios Valavanis, MD

University Hospital
Division of Neuroradiology
Frauenklinikstrasse 10
CH-8091 Zürich
neuroradiologie@usz.ch

W

Guido Wilms, MD

Catholic University of Leuven
Department of Radiology
Herestraat 49
BE-3000 Leuven
guido.wilms@uz.kuleuven.ac.be

Scientific Program

Highlight Lectures

Thursday, September 30, 2010

10.00
Opening and Welcome

10.10 – 10.50
Immunopathogenesis of Multiple Sclerosis and Advances in New Therapies
Marinos Dalakas (GR)

10.50 – 11.30
Imaging of Multiple Sclerosis
Walter Kucharczyk (CN)

11.50 – 12.30
Embolization of Vascular Malformations in the Brain
Antonios Valavanis (CH)

Friday, October 1, 2010

15.00 – 15.25
Interventions in Head and Neck Tumors
Antonios Valavanis (CH)

15.25 – 15.50
Diseases of the Skull Base
Athanasios Gouliamos (GR)

Saturday, October 2, 2010

15.00 – 15.25
Congenital Malformations of the Brain
Maria Argyropoulou (GR)

15.25 – 15.50
Advanced Imaging of Brain Tumors
Eftychia Kapsalaki (GR)

Practical Workshops

Friday, October 1, 2010

13.00 – 13.05
Introduction, Alexios Kelekis (GR)

13.05 – 13.20
Facet and Neural Block, how I do it
Dimirios Filippiadis (GR)

13.25 – 13.40
Disc Treatment, how I do it
Alexios Kelekis (GR)

13.45 – 14.00
Vertebral Augmentation, how I do it
Antonios Derevelengas (GR)

14.00 – 14.45
Hands-On Applications (Ultrasound and Devices)
All presenters

Saturday, October 2, 2010

13.00 – 13.05
Introduction, Alexios Kelekis (GR)

13.05 – 13.20
Practical Ultrasound of the Neck Vessels
Nikolaos Liassis (GR)

13.25 – 13.40
Carotid Interventions, Diagnosis and Treatment
Maria S. Grammenou Pomoni (GR)

13.45 – 14.00
Intracranial Interventions, Diagnosis and Treatment
George Magkoufis (GR)

14.00 – 14.45
Hands-On Applications (Ultrasound and Devices)
All presenters

Workshops

01. Cerebral Neoplasms
Edmond A. Knopp, New York (US)

02. Mass Lesions:
A Differential Diagnostic Approach
Guido Wilms, Leuven (BE)

03. Cerebrovascular Disease and Stroke
Walter Kucharczyk, Toronto (CA)
Laurie Loevner, Philadelphia (US)

04. Degenerative and Metabolic Diseases of the Brain
Mark A. van Buchem, Leiden (NL)

05. Imaging of Cerebral Infections
Kelly K. Koeller, Rochester (US)

06. Demyelinating Diseases
Mark A. van Buchem, Leiden (NL)
Kelly K. Koeller, Rochester (US)

07. Imaging the Patient with Seizures
Edmond A. Knopp, New York (US)

08. Intracranial Emergencies
Paul M. Parizel, Antwerp (BE)

09. Diseases of the Sella
Walter Kucharczyk, Toronto (CA)

10. Orbits and Visual Pathways
Guido Wilms, Leuven (BE)

11. Diseases of the Temporal Bone
Jan W. Casselman, Brugge (BE)

12. Nose, Paranasal Sinuses and Adjacent Spaces
Minerva Becker, Geneva (CH)
Jan W. Casselman, Brugge (BE)

13. Diseases of the Larynx
Minerva Becker, Geneva (CH)

14. Spine: Inflammatory & Demyelinating Diseases
Laurie Loevner, Philadelphia (US)

15. Spinal Trauma and Injuries
Adam Flanders, Philadelphia (US)

16. Degenerative Diseases of the Spine
Adam Flanders, Philadelphia (US)
Paul M. Parizel, Antwerp (BE)

Program Overview

Thursday September 30, 2010

08.00–10.00 Registration

10.00–13.00 Lectures

13.00–14.30 Lunch break

14.30–15.45 Workshops

15.45–16.00 Intermission

16.00–17.15 Workshops

17.15–17.45 Intermission

17.45–19.00 Workshops

Friday October 1, 2010

08.00–09.15 Workshops

09.15–09.45 Intermission

09.45–11.00 Workshops

11.00–11.15 Intermission

11.15–12.30 Workshops

12.30–13.00 Lunch break

13.00–14.45 Practical Workshops

15.00–15.50 Lectures

16.15–17.30 Workshops

17.30–17.45 Intermission

17.45–19.00 Workshops

Saturday October 2, 2010

08.00–09.15 Workshops

09.15–09.45 Intermission

09.45–11.00 Workshops

11.00–11.15 Intermission

11.15–12.30 Workshops

12.30–13.00 Lunch break

13.00–14.45 Practical Workshops

15.00–15.50 Lectures

16.15–17.30 Workshops

17.30–17.45 Intermission

17.45–19.00 Workshops

Sunday October 3, 2010

07.30–08.45 Workshops

08.45–09.00 Intermission

09.00–10.15 Workshops

10.15–10.45 Intermission

10.45–12.00 Workshops

Location

Anavyssos is located at a beautiful bay on the coast of the Sounion peninsula, 30–40 minutes drive from Athens Airport and 45–60 minutes from Athens.

Venue

The main venue is the Plaza Resort Hotel. It combines up-to-date teaching infrastructure with the amenities of a first class hotel and a beautiful beach. Courses will also be held at the nearby Eden Beach Hotel.

Plaza Resort Hotel

Anavyssos, Sounion / Greece

Phone: +30 (0)229 107 50 00

Fax: +30 (0)229 107 52 00

E-Mail: info@plaza-resort.com

Web: www.plaza-resort.com



Accommodation

Accommodation is available at special rates at the Plaza Resort Hotel 5*, at the Eden Beach Hotel 4*, Alexander Beach Hotel 4* in Anavyssos (4 km from Plaza Resort) and other nearby hotels of different categories. For transfers between the mentioned Anavyssos hotels, shuttle buses are offered free of charge. For booking, please contact

Theotokis Travel. More information is listed on www.idkd.org.

Travel

For travel arrangements, car rentals, transportations or sightseeing tours please contact our local tour operator Theotokis Travel. Airport transportation, special travel arrangements, and holiday packages for extension of the stay can be arranged upon request.

Theotokis Travel & Congresses

Lufthansa City Center

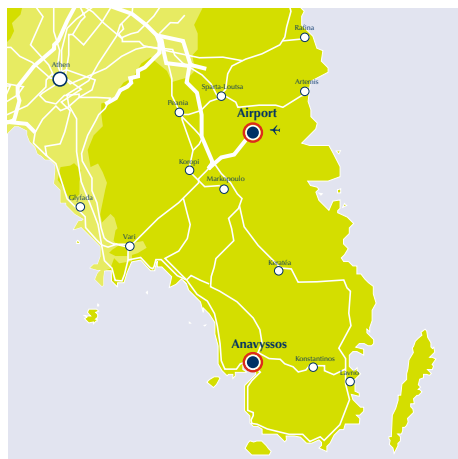
Phone: +30 (0)210 685 28 92

Fax: +30 (0)210 684 66 76

E-Mail: info@theotokistravel.gr

Closest Airport:

Athens Eleftherios Venizelos, located 33 km south-east of Athens and 45 km from the Plaza Resort Hotel. The best way to reach Anavyssos is by airport taxi (approx. € 50.00).



Welcome Reception

The official Welcome Reception will be held at the Plaza Resort Hotel on Thursday, September 30 at 19.15 immediately following the last Workshop. All participants and guests are cordially invited.

Greek Evening

The official Greek Evening will take place in the gardens (weather permitting) of the Plaza Resort Hotel on Saturday, October 2 at 21.00. Places are restricted. Local culinary delights will be served in buffet style to the sound of Greek music. Specially prepared local products will be freshly grilled and accompanied by local wines. It will be a delightful evening in the beautiful bay of Anavyssos.

Price: € 70.00 (dinner buffet incl. drinks)



Daily Tours

You are welcome to book tours at the Theotokis Travel desk at the Plaza Resort Hotel.

Guided Tour to Sounion/Lavrion

Departure: Thursday, 30 September
16.00 from the Plaza Resort Hotel
Return: 18.00 back to the hotels

16.30 Arrival at Cape Sounion – Guided Tour at the Temple of Poseidon. Breathtaking view with a vertical drop of 70 meters to where the rocks meet the crystal clear waters of the Gulf. At the tip of Cape Sounio we will see the most famous monument in Greece after the Parthenon: the Temple of Poseidon. Built in 444–440 BC, it had 6 columns on the ends and 13 on the sides, each with 16 grooves instead of the usual 20, to provide better resistance to erosion by the sea elements, and a frieze sculptured on the architrave, showing exploits of Thesus, the Gigantomachy and Centaurs and Lapiths in battle. On the facing hill, there are the remains of the Sanctuary of Athena Sounion. Visit the cafe and shop at the archeological site.

Price: € 45.00 p.p.



One-Day Delphi

Departure: 08.45 from Athens
Return: approx. 18.45 to Athens

Depart from our terminal; after leaving Athens, we continue through Thebes, Levadia (short stop) and Arachova for Delphi, known in ancient times as “the navel of the world”. Pass by Castalia Spring, visit at the archaeological site – the Temple of Apollo, famous for its oracle and the Museum of Delphi, with its spectacular finds: the Naxian Sphinx and the Statue of Antinoos. After lunch, return to Athens via the picturesque mountain village of Arachova (short stop).

Price: € 99.00 p.p. (lunch included)



One Day Cruise Poros – Hydra – Aegina

Departure: 07.45 from Athens
08.15 the ship departs
from Piraeus
Return: approx. 19.30 to Piraeus port

Arrival to Poros – 50 minutes leisure time. Departure from Poros and lunch on board. After 1 hour and 15 min, the ship enters the port of Hydra. You will have 1 hour and 30 min to enjoy the island at leisure. Aegina is the largest of the three islands with numerous interesting sites. There are 3 optional tours. Alternatively, one can enjoy a walk or a horse-carriage ride around the town or relax in a waterfront coffee shop.

Price: € 99.00 p.p. (lunch included)



Athens by night

Departure: 20.45
Return: approx. midnight

The tour starts with a visit to the main Greek port of Piraeus, passing by the most important points of the city (City Hall, picturesque yacht’s harbour of Microlimano, etc). Following the principal avenues and passing by the Temple of Olympian Zeus, National Garden, Parliament, Tomb of the Unknown Soldier, Catholic Cathedral, Academy, University, National Library, Old Parliament we arrive at Plaka. Short pleasant walk through the old Athens city to one of the popular taverns for dinner with live bouzouki music and Greek folk dances.

Price: € 99.00 p.p. (drinks at the tavern are not included)



Special IDKD Tours

Please book tours at the Theotokis Travel desk at the Plaza Resort Hotel.

Athens – Day Tours

Tour A – Friday, 1 October 2010

09.00 Departure from the Plaza Resort Hotel
09.15 from the Alexander and the Eden Beach Hotels
approx. 10.15 Arrival to Athens – drop off near the Acropolis Museum for individual visit
10.30–13.30 **Optional Program**
17.00 from Athens back to Anavyssos
approx. 18.00 Arrival to the Anavyssos Hotels

Tour B – Saturday, 2 October 2010

13.30 Departure from the Plaza Resort Hotel
13.45 from the Alexander and the Eden Beach Hotels
approx. 14.45 Arrival to Athens – drop off near the Acropolis Museum for individual visit



15.00–18.00 **Optional Program**
23.00 from Athens back to Anavyssos
approx. 24.00 Arrival to the Anavyssos Hotels

Optional Program

Athens Guided Tour – the bus will continue for a guided Athens City Tour, including Panathinako Stadium, Temple of Olympian Zeus, National Garden, Hadrian's Arc, Parliament, Constitution Square, Zappion, Prime Ministers residence, Catholic Cathedral, Academy, University, National Library, Acropolis (entrance fee to Acropolis and its temples is € 12.00 p.p. extra to be paid on-site). Time in Athens for individual sightseeing.

Transportation to and from Athens

Price: € 30.00 p.p.

Transportation and guided Athens Tour (Acropolis entrance fee is not included)

Price: € 60.00 p.p.



JK medica
MEDICAL PRODUCTS



Matrix2™ 360° Detachable Coils
Uniform Distribution, From Start to Finish

**Boston
Scientific**
Delivering what's next.™

JK MEDICA S.A. TRADE & IMPORT OF MEDICAL SUPPLIES

HEAD OFFICE 43, Thessalonikis str. 152 34 Athens, Greece | Tel.: +30 210 69 95 150 | Fax: +30 210 69 95 153 | e-mail: info@jkmedica.gr

THESSALONIKI BRANCH 20A, John Kennedy str. 555 35 Pilea Thessalonikis | Tel.: +30 2310 351 120 | Fax: +30 2310 351 150

Acknowledgements

The IDKD is grateful to all companies and persons who helped through their collaboration and contribution to realize and develop the 3rd IDKD Course in Greece.

Main Sponsors



Guerbet AG, Paris, FR



GE Healthcare A. E., Buc Cedex, FR

Sponsors and Donators

SIEMENS

Siemens S.A. Greece, Athens, GR
Risalco S.A., Athens, GR
Omicron Medical S.A., Kallithea, GR
Philips Hellas S.A., Athens, GR
Alapis Medical & Diagnostics, Kallithea, GR
Angiotech Ltd., Athens, GR
Focus Medical Hellas A. E., Glika Nera, GR
Papapostolou Ltd., Athens, GR
Electromedical A. E. B. E., Athens, GR

Proton S.A., Athens, GR
Johnson & Johnson Hellas S.A., Athens, GR
A & L Medica Supplies, Athens, GR

Advertisements



Frohberg Buchhandlung für Medizin, Berlin, DE



JK Medica S.A., Athens, GR

imagine your next successful congress



**Theotokis Travel
& Congresses**

10 Eichberoton Sq., 152 32 Chalandri Athens Greece
Tel: +30 210 68 52 882 Fax: + 30 210 68 46 676
email: info@theotokistravel.gr | www.theotokistravel.gr

Lufthansa City Center

Future IDKD Courses

2011

IDKD 2011 Davos

Diseases of the Heart & Chest, incl. Breast

April 3–8, 2011

IDKD 2011 Greece

Diseases of the Abdomen and Pelvis

Date to be announced

2012

IDKD 2012 Davos

Diseases of the Brain, Head & Neck, Spine

March 25–30, 2012




Visit the IDKD website at
www.idkd.org
for updated information.

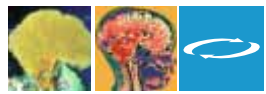
Visit our stand at the IDKD in Anavyssos (near Athens),
September 30 - October 3, 2010

frohberg.de
medien in der medizin

Come and see
all that we have to offer.



www.frohberg.de



Because Gd³⁺ can bite... Control it!



Contrast for Life,

DOTAREM[®]

Gadoteric acid

by Choice

Dotarem[®] 0.5 mmol/mL, solution for injection in vials and pre-filled syringes: Indications and approvals may vary in different countries. Please refer to the local Summary of Product Characteristics (SPC) before prescribing. Further information available on request. - **QUALITATIVE AND QUANTITATIVE COMPOSITION PER 100 mL:** Gadoteric acid* (27.932 g) corresponding to DOTA (20.246 g) - Gadolinium oxide (9.062 g) - Excipients: Meglumine, water for injections (*Gadoteric acid: gadolinium complex of 1, 4, 7, 10 tetraazacyclododecane-N,N',N'',N''' tetraacetic acid).

CLINICAL PARTICULARS: Therapeutic indications: Magnetic Resonance Imaging for cerebral and spinal disease, diseases of the vertebral column, and the other whole-body pathologies (including angiography). **Posology and method of administration:** The recommended dose is 0.1 mmol/kg, ie 0.2 mL/kg in adults, children and infants. In angiography, depending on the results of the examination being performed, a second injection may be administered during the same session if necessary. In some exceptional cases, as the confirmation of isolated metastasis or the detection of leptomeningeal tumors, a second injection of 0.2 mmol/kg can be administered. The product must be administered by strict intravenous injection.

Contraindications: History of hypersensitivity to gadolinium salts. Contraindications related to MRI: subjects with a pacemaker, subjects with a vascular clip. **Special warnings and special precautions for use:** Administer only by strict intravenous injection. Dotarem[®] must not be administered by subarachnoid (or epidural) injection. Caution is recommended for anaphylactic-like reactions, renal insufficiency and CNS disorders. There have been reports of Nephrogenic Systemic Fibrosis (NSF) associated with use of some gadolinium-containing contrast agents in patients with severe renal impairment (GFR < 30 mL/min/1.73 m²). As there is a possibility that NSF may occur with Dotarem[®], it should only be used in these patients after careful consideration.

Interactions with other medicinal products and other forms of interaction. None known to date. **Pregnancy and lactation:** Dotarem[®] should be used during pregnancy only if strictly necessary. It is advisable to stop breastfeeding for a few days following the examination with Dotarem[®]. **Undesirable effects:** As for any injection of paramagnetic complex, rare anaphylactic-like reactions exceptionally fatal may occur, requiring an emergency treatment. Very rare general disorders and incidents related to the injection site (extravasation), very rare skin and subcutaneous tissue disorders, very rare nervous system disorders, very rare muscular disorders. **FRENCH PRESENTATION AND MARKETING AUTHORISATION NUMBER:** 358 954.2: 5 mL in vial (glass) - 331 713.4: 10 mL in vial (glass) - 358 953.6: 10 mL in pre-filled syringes (glass) - 331 714.0: 15 mL in vial (glass) - 338 403.0: 15 mL in pre-filled syringes (glass) - 331 715.7: 20 mL in vial (glass) - 338 404.7: 20 mL in pre-filled syringes (glass). GUERBET - BP 57400 - 95943 Roissy CdG Cedex - tel: +33.(0)1.45.91.50.00 (ref.06/07). For detailed information, see Dictionnaire Vidal. Revised: May 2007.

Terre Neuve - P08 038 DOT - May 2008

Guerbet |